

Light efficiency:

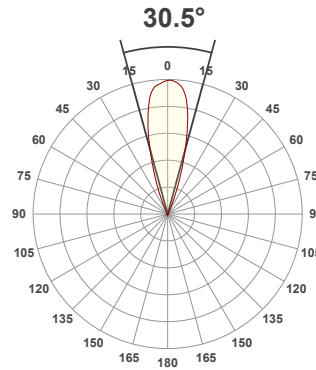
73 Lumen/Watt

Light quality:

CRI: 91.3

Color temperature:

3006 K



Product name:

91413-F_A-LED - LED51_3-30-FL - 350mA

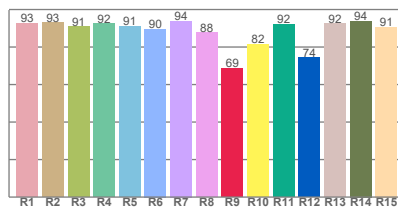
Item number:

Edge90 Fixed/Accent - LED51/3-30-FL - 350mA

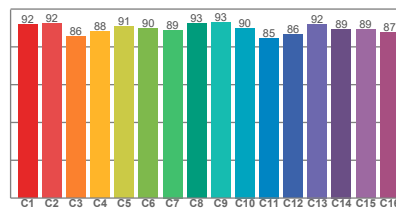
Delivered information for above fixture and LED combination.

Output: 1082 Lumen Peak intensity: 3976 cd Power consumption: 14.8

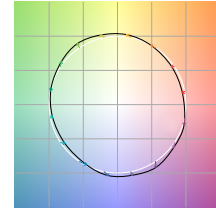
CRI R values



TM30 C Values

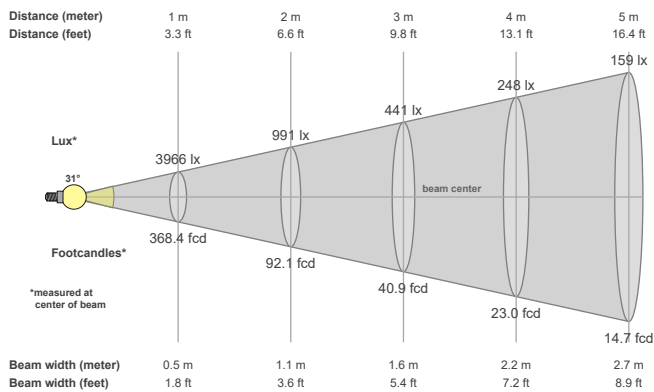


Color vector graphics



| Color temperature | Color rendering index | Red component | Color fidelity | Color gamut | Color quality scale | Color coordinate cie 1931 | Color coordinate cie 1931 | Color coordinate | Color coordinate | Color deviation from black body |
|-------------------|-----------------------|---------------|----------------|-------------|---------------------|---------------------------|---------------------------|------------------|------------------|---------------------------------|
| CCT | CRI | CRI R9 | TM30 Rf | TM30 Rg | CQS | x | y | u | v | Δuv |
| 3006 K | 91.3 | 68.7 | 89.6 | 102.6 | 88.9 | 0.437 | 0.404 | 0.251 | 0.347 | -0.0001 |

Beam details



Beam angels

| Beam angle 50% | Field angle 10% | Cutoff angle 2,5% |
|----------------|-----------------|-------------------|
| 30.5° | 47.1° | 58.8° |

Beam intensities

| Peak intensity | Int. ratio in 120° cone | Int. ratio in 90° cone |
|----------------|-------------------------|------------------------|
| 3976 cd | 99.8% | 99.4% |

Beam intensities from 1-20m

| 1m | 2m | 3m | 4m | 5m | 6m | 7m | 8m | 9m | 10m | 11m | 12m | 13m | 14m | 15m | 16m | 17m | 18m | 19m | 20m |
|----------|---------|---------|--------|---------|---------|--------|--------|--------|--------|--------|--------|--------|--------|--------|--------|--------|--------|--------|--------|
| 3.3ft | 6.6ft | 9.8ft | 13.1ft | 16.4ft | 19.7ft | 23ft | 26.2ft | 29.5ft | 32.8ft | 36.1ft | 39.4ft | 42.7ft | 45.9ft | 49.2ft | 52.5ft | 55.8ft | 59.1ft | 62.3ft | 65.6ft |
| 3966lx | 991lx | 441lx | 248lx | 159lx | 110lx | 81lx | 62lx | 49lx | 40lx | 33lx | 28lx | 23lx | 20lx | 18lx | 15lx | 14lx | 12lx | 11lx | 10lx |
| 368.4fcd | 92.1fcd | 40.9fcd | 23fcd | 14.7fcd | 10.2fcd | 7.5fcd | 5.8fcd | 4.5fcd | 3.7fcd | 3fcd | 2.6fcd | 2.2fcd | 1.9fcd | 1.6fcd | 1.4fcd | 1.3fcd | 1.1fcd | 1fcd | 0.9fcd |

The above information is for 3000K colour temperature, for specific module information please see LED spec located on our website.

For information regarding other colour temperatures please refer to ies/ldt files available on the website.

| | | | | | | | | | | |
|--|---|-----|-----|-----|-----|---|-----|-----|-----|-----|
| p Ceiling | 70 | 70 | 50 | 50 | 30 | 70 | 70 | 50 | 50 | 30 |
| p Walls | 50 | 30 | 50 | 30 | 30 | 50 | 30 | 50 | 30 | 30 |
| p Floor | 20 | 20 | 20 | 20 | 20 | 20 | 20 | 20 | 20 | 20 |
| Room size X Y | Viewing direction at right angles to lamp axis | | | | | Viewing direction parallel to lamp axis | | | | |
| n/a | n/a | n/a | n/a | n/a | n/a | n/a | n/a | n/a | n/a | n/a |
| n/a | n/a | n/a | n/a | n/a | n/a | n/a | n/a | n/a | n/a | n/a |
| n/a | n/a | n/a | n/a | n/a | n/a | n/a | n/a | n/a | n/a | n/a |
| n/a | n/a | n/a | n/a | n/a | n/a | n/a | n/a | n/a | n/a | n/a |
| n/a | n/a | n/a | n/a | n/a | n/a | n/a | n/a | n/a | n/a | n/a |
| n/a | n/a | n/a | n/a | n/a | n/a | n/a | n/a | n/a | n/a | n/a |
| n/a | n/a | n/a | n/a | n/a | n/a | n/a | n/a | n/a | n/a | n/a |
| n/a | n/a | n/a | n/a | n/a | n/a | n/a | n/a | n/a | n/a | n/a |
| n/a | n/a | n/a | n/a | n/a | n/a | n/a | n/a | n/a | n/a | n/a |
| n/a | n/a | n/a | n/a | n/a | n/a | n/a | n/a | n/a | n/a | n/a |
| n/a | n/a | n/a | n/a | n/a | n/a | n/a | n/a | n/a | n/a | n/a |
| n/a | n/a | n/a | n/a | n/a | n/a | n/a | n/a | n/a | n/a | n/a |
| n/a | n/a | n/a | n/a | n/a | n/a | n/a | n/a | n/a | n/a | n/a |
| n/a | n/a | n/a | n/a | n/a | n/a | n/a | n/a | n/a | n/a | n/a |
| n/a | n/a | n/a | n/a | n/a | n/a | n/a | n/a | n/a | n/a | n/a |
| n/a | n/a | n/a | n/a | n/a | n/a | n/a | n/a | n/a | n/a | n/a |
| Variation of the observer position for the luminaire distance S | | | | | | | | | | |
| n/a | n/a | | | | | n/a | | | | |
| n/a | n/a | | | | | n/a | | | | |
| n/a | n/a | | | | | n/a | | | | |
| Corrected glare indices referring to 1082 lm total luminous flux | | | | | | | | | | |